

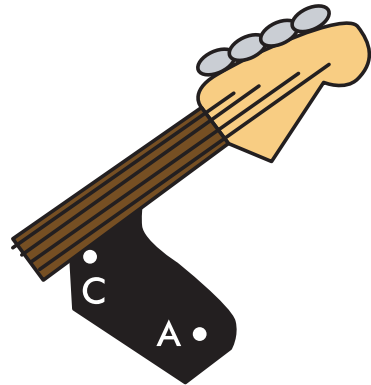
ARTICULATED PAPER TOY THINGY

Whether you are a seasoned mechanic or an overworked graphic designer, you'll surely cut your hand open with an X-Acto knife trying to assemble this fun toy. The design is based on (stolen from) a similar toy given out by French Esso dealers back


in Vespa's heyday! If you're really ambitious, mount it on thin cardboard first. Then simply cut out all the parts (don't forget to cut out the insides of Bryan and Vina's glasses) and use four of those little brass clip thingys to put it all together.

A goes to A, B to B, C goes in the hole in the case of stout, and D goes in the hole near Vina's head. When you're finished, it should look sort of like the drawing to the left. Even if it does look like that, it will be anticlimactic. In any case, remember:


WHEREVER YOU GO, BUY 2STROKEBUZZ A DRINK



www.2strokebuzz.com



COMPLETED THINGY



www.2strokebuzz.com